



Towers of Hanoi

Goal

Move the boxes to another hoop and with boxes as started (smallest on top etc)

Equipment

5 boxes of ascending size,

3 hoops

Directions

Lay the 3 hoops on the ground,

Stack the boxes from largest to smallest in one hoop,

Move the boxes to another hoop but in the same order,

Move one object at a time,

A box can only be stacked on top of a larger box,

Only one box is allowed on the ground within one hoop.

Safety

Boxes may be heavy- be sensible

No standing on boxes

Other

Points for team work

Points for time taken

Record time taken



Tangram

Goal

Use all shapes to make the given pattern

Equipment

7 wooden shapes,

Pattern sheet

Directions


Give the team the 7 shapes and get them to arrange them into a square using all the pieces,

Once completed give them the pattern sheet to complete

Other

Points for team work

Points for time taken





Stretcher

Goal

Carry one member of the team from one point to another

Equipment

1stretcher

Cones to mark start and finish

Directions

Set up two points with the cones - one where the group starts, and the other where they must get to.

The team must dismantle and assemble the stretcher correctly

Frame cross arms correct

Nylon mat taut and the right way up

Person strapped in properly

Handles out

Carry the member to the finish

Safety

Carriers of the stretcher must support the person being carried and walk in a safe manner.

Other

Points for team work

Points for time taken

Record time taken





Three man slingshot target practice

Goal

Accumulate points by landing the balls in the designated area

Equipment

2 three man sling shots,

6 tennis balls

Hoop, rope and cones for target

Rope for firing line

Directions

Set up target- hoop with rope around hoop and cones to mark boundary,

Set up rope for firing line at a reasonable distance from the target,

No one is to cross this line while slingshots are in hand,

With two persons holding the two ends to the slingshot on the firing line, the third member fires a projectile into the target range.

Once all projectile have been fired, put slingshots down and retrieve them.

Keep going till everyone has had sufficient turns.

Safety

Being hit by projectile-supervisor must enforce directions.

Slingshot is let go at either end- make sure the person is holding tight and is strong enough.

Other

Points for team work

Points for points accumulated

1 point between goal posts, 3 for hinting

target, 5 for in hole





Tyre flip

Goal

Flip tyre from one point to another

Equipment

1 large tyre

2 cones

Directions

Set up start and finish point

Members must stand on one side of the tyre,

Using a “1,2,3 flip” count they lift the tyre and push it over.

The tyre must not roll

Repeat until goal is reached.

Safety

Tyre rolls-make sure ground is flat, and members follow rules

Tyre lands on someone- everyone must be aware of what is going on and no one is in front of the tyre.

Other

Points for team work

Points for time taken

Record time taken





Lava Crossing

Goal

Cross from one side of the 'river' to the other

Equipment

1 block of wood per person plus one extra

Directions

Set up the river (more than one step per person)

Team members are only allowed to step on blocks while in the river.

No member must be in the river without being attached to the rest (eg hand on shoulder)

No block must be left floating in the river unattached (eg foot touching it)

Team crosses river

Safety

Members falling- group must support each other.

Other

Penalties or a start again condition can be used if a member touches the ground

Blocks can be taken away if left in the river unattached

Points for team work

Points for time taken

Record time taken





Grass skis

Goal

Team crosses the grass on skis

Equipment

Skis

Cones to mark start and finish

Directions

Set up start and finish line

Lay the skis at the start in the direction of the finish.

Team members stand with left foot on the left ski and right foot on the right ski while holding the rope.

The team must work together to manoeuvre the skis to the finish with only the skis touching the ground

Safety

Falling off the ski- make sure team is looking out for each other

Splinters – footwear must be worn

Other

Points for team work

Points for time taken

Record time taken





A-Z

Goal

To name an animal with each letter of the alphabet

Equipment

Pen and paper

Directions

On a bit of paper write a-z down the page,

For every letter write a legitimate animal

Other

For every animal that the group puts down that no other group puts down, they get a point

Points for team work

Total the points and give a rating for each team





Numbers

Goal

To touch each number in the circle

Equipment

Cards with numbers 1-30

Rope

Directions

Lay out the cards face up on the ground within the circle

The team must touch each number in the circle in order 1-30

Only one person must be in the circle at one time

Everyone must have a turn

Safety

Collisions- make sure group is aware of their team mates


Other

Time the group and see if they can get a faster time than other groups.

Points for team work

Points for time taken

Record time taken





Blind walking

Goal

Get team through obstacles blind folded

Equipment

Blind folds

Directions

Set out an obstacle path

Blind fold all but 1 team member

The team member who is not blindfolded must direct the team using only their voice

Safety

That blind folded members do not harm themselves- be ready to stop an incident

Other

Swap the member who is not blindfolded around or use two members who are not blind folded

Points for team work

Points for time taken

Record time taken





Helium Pole

Goal

Lower the pole to the ground keeping it level

Equipment

Helium pole (pole)

Directions

Clear an open space

Line the team up evenly on two sides of the pole (no touching yet)

Have team point with both their pointer fingers to the opposite side of the pole

Supervisor to place the pole on the fingers and tell them to lower it to the ground without separating contact with the pole and any fingers while keeping the pole level and fingers below the pole

Safety

Careful not to fall on other members

Other

Try dividing team in two and competing against each other.

Points for team work

Points for time taken

Record time taken



Mine Field

Goal: Get to the other side



































Equipment: 8 x 8 section marked out

Directions: Tell the group to, one at a time, move one square at a time in any direction to find the correct path across the field

The whole group starts again if one mine is stood on

START

FINISH

Safety

Careful not to fall on other members

Other

Try dividing team in two and competing against each other.

Points for team work/ time taken



Supervisors Score Sheet

Team _____

Activity	Points tally/ Time taken	Points Rating*	Team work points (out of 10)
Tower of Hanoi			
Tangram			
Stretcher			
Three Man Slingshot			
Tyre Flip			
Lava Crossing			
Grass Skis			
A-Z			
Numbers			
Blind Walking			
Helium Pole			

*completed activity gets 5 points, top 5 teams rated get extra 1-5 points(max points is 10 for each activity)